



AMS Annual General Meeting



Monday, March 5th, 2018

Wallace Hall, JDUC

6:30 PM



Agenda

Assembly

1. **Motion #1** – Approval of the Agenda of the 2018 AMS Annual General Meeting
 - a. *During this period, any AMS student may propose changes to the agenda of the meeting*
2. **Motion #2** – Approval of the Minutes of the 2017 AMS Annual General Meeting
 - a. The minutes may be found here: <http://myams.org/wp-content/uploads/2015/07/AGM-2017.pdf>
3. Speaker's Business
 - a. *During this period, the Speaker will give general remarks to students, as well as briefly mention the procedures for speaking.*
4. Guest Speaker
 - a. AMS Executive – State of the Society Address
 - b. Judicial Affairs Manager – 2017-18 Non-Academic Misconduct Report
 - i. *The Judicial Affairs Manager, Seema Sidhu, will be delivering an end-of-year report on the state of the non-academic misconduct system within the AMS, as well as a general overview of case statistics this year.*
5. Statements by Students
 - a. *During this period, any student may make a statement on any subject of their choosing*
6. Question Period
 - a. *During this period, any student may ask any other student a question pertinent to the AMS. If you have questions about items discussed during the two delivered reports, now is a good time to ask.*
7. Business Arising from the Minutes
8. New Business
 - a. *This is where any policy changes would be discussed.*
9. Discussion Period
 - a. *During this period, any student may bring forth any discussion topic of their choosing for feedback, questions, or to respectfully engage the student population.*
10. Adjournment



Motion Sheet

1. Moved by: Neil Sengupta Seconded by: Seema Sidhu
 "That AMS Assembly approve the agenda for the 2018 AMS Annual General Meeting."
2. Moved by: Neil Sengupta Seconded by: Palmer Lockridge
 "That AMS Assembly approve the minutes of the 2017 AMS Annual General Meeting"



AMS NON-ACADEMIC MISCONDUCT REPORT to the ANNUAL GENERAL MEETING

Prepared by Seema Sidhu, Judicial Affairs Manager (2017-2018)
For the period of May 1st, 2017 to February 28th, 2018

To Whom It May Concern:

Attached to this letter is the Operations Report for the Alma Mater Society's Non-Academic Misconduct system, in accordance with requirements the AMS Constitution, the Queen's Student Code of Conduct, and the NAM Agency Agreement between the AMS and the University.

The intention of this report is to describe the incidents handled by the AMS Non-Academic Misconduct system between May 1st, 2017 and February 28th, 2018. Over this period, a total of 13 investigations were launched through the system. Of these, one is still under investigation, pending a settlement meeting. In addition, eight have reached hearings and resulted in sanctions being assigned and completed. Four were dropped: two because of mistaken identity and two because the respondent was outside of the jurisdiction of NAM, either as a non-student or as a student falling under another NAM Unit's jurisdiction (e.g. Residences).

If any party receiving the attached report would like more information regarding any of the cases or the justification for the sanctions provided, any questions, comments, or concerns may be directed to me via email at judicial@ams.queensu.ca or over the phone at (613) 533-6000 ext. 77944.

Respectfully submitted,

Seema Sidhu
Judicial Affairs Manager (2017-2018)
Alma Mater Society of Queen's University





STATISTICS

Non-Academic Misconduct Statistics (September 2012 to February 28th, 2018) ¹²

Prepared February 2018 by Seema Sidhu, Judicial Affairs Manager



	2017-2018 (Feb 28)	2016-2017	2015-2016	2014-2015	2013-2014	2012-2013
Total Cases	13	64	39	78	60	103
Cases with Sanctions	9	52	22	59	42	62
Restitution	\$0	\$929	\$0	\$981.16	\$0	\$2,610.30
Fines	\$0	\$50	\$50	\$525	\$745	\$525
Bonds	\$100	\$900	\$325	\$2,150	\$800	\$1,250
Community Service (Hours)	0	0	0	0	0	0
Letters of Apology	0	0	1	6	2	2
“TriPub” Bans ³	0	3	2	16	7	13
eCHUG Challenges	1	2	1	-	-	-
Alcohol Workshops	1	4	2	22	10	13
Educational Sanctions	2	39	19	52	32	58
Warning Letters	3	9	6	-	-	-
Other ⁴	0	22	0	-	-	-
Cases with No Sanctions	3	9	12	19	15	36
No Violation	2	4	4	6	7	8
Lack of Evidence	1	0	1	2	4	5
Lack of Contact Information	0	0	0	0	0	11
Not an AMS Member	0	0	2	1	2	2
Not a Queen’s Student	0	1	3	4	2	5
Handled by a Different Body	0	4	3	6	0	5
Active Cases ⁵	1	32	5	2	3	5
Average time (days) to hearing ⁶	31	65	29	40	37	43
Average time (days) to resolution ⁷	43.2	80	45	-	-	-

¹ Annual reporting periods are from May 1st to April 30th

² Dashes represent data that is not currently available, typically due to changes in reporting practices over time.

³ TriPub Bans” refer to bans from the Queen’s Pub, the Underground, and Clark Hall Pub, in addition to other licensed events.

⁴ Refers to sanctions such as marijuana workshops, restrictions on club privileges, meetings with officials such as Campus Security or the Fire Marshall, and other uncommon sanctions.

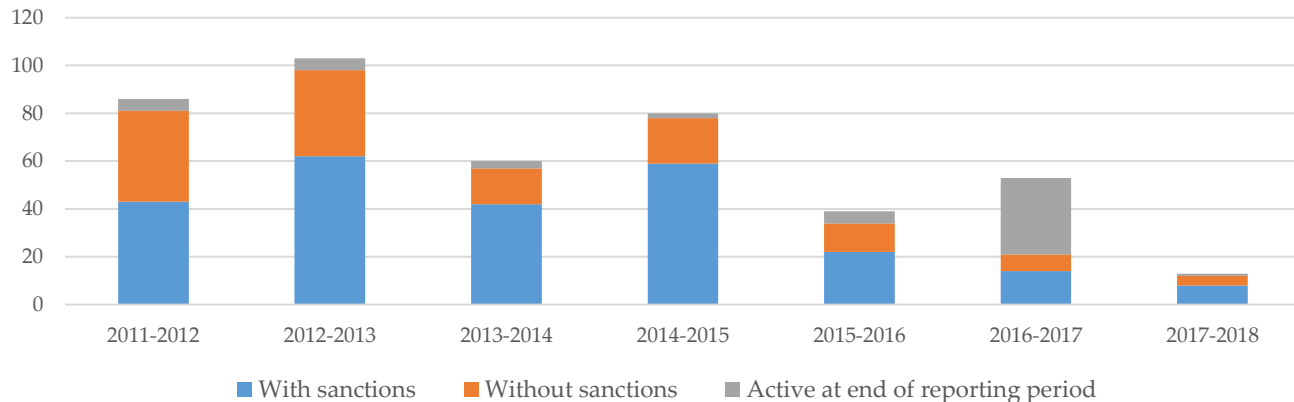
⁵ Refers to cases that were still active at the end of that reporting period and went to hearing during the following reporting period. Such cases are excluded from the statistics on “average time to hearing” and “average time to resolution”.

⁶ Average number of days elapsed from the opening of a case by the Judicial Affairs Office until the date of the corresponding hearing. Sanctions are imposed during the hearing decision, and are generally due within 11 days.

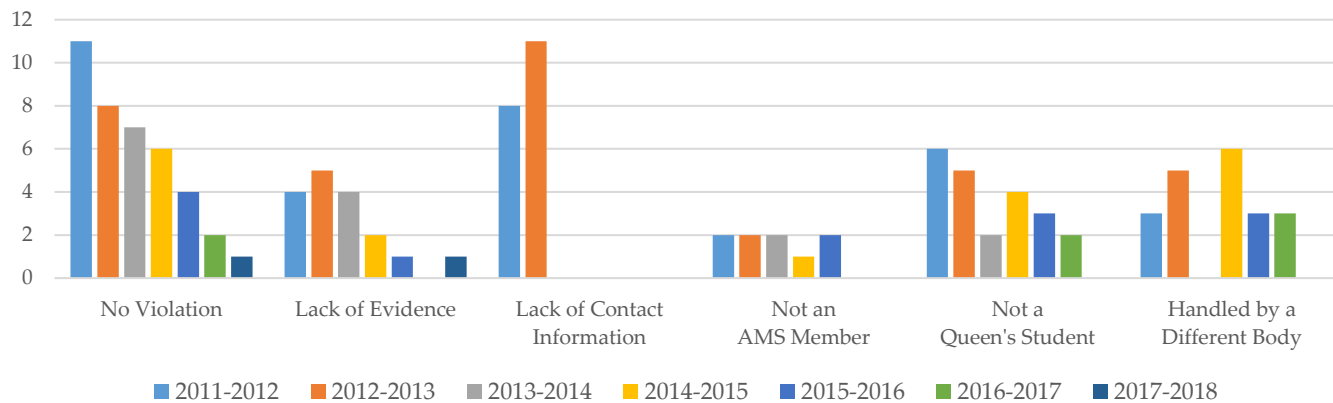
⁷ Average number of days elapsed from the opening of a case until completion of sanctions (for those cases which involved sanctions).



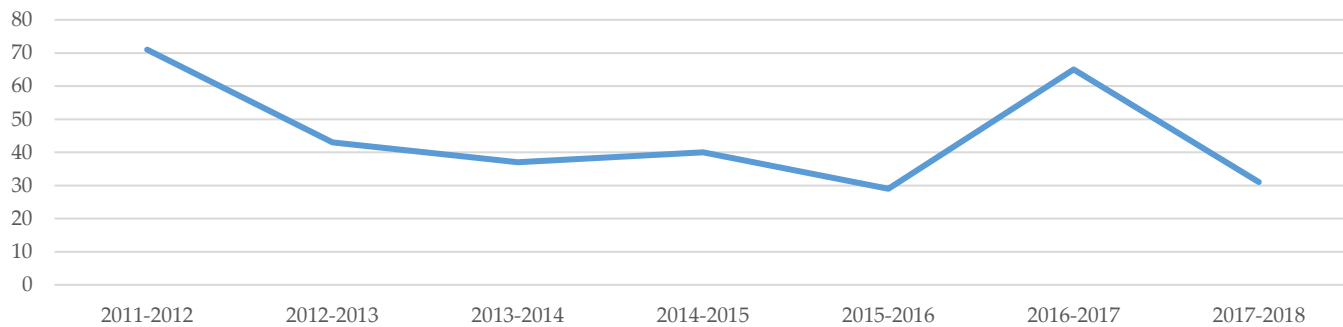
Overall Case Breakdown



Cases with No Sanctions

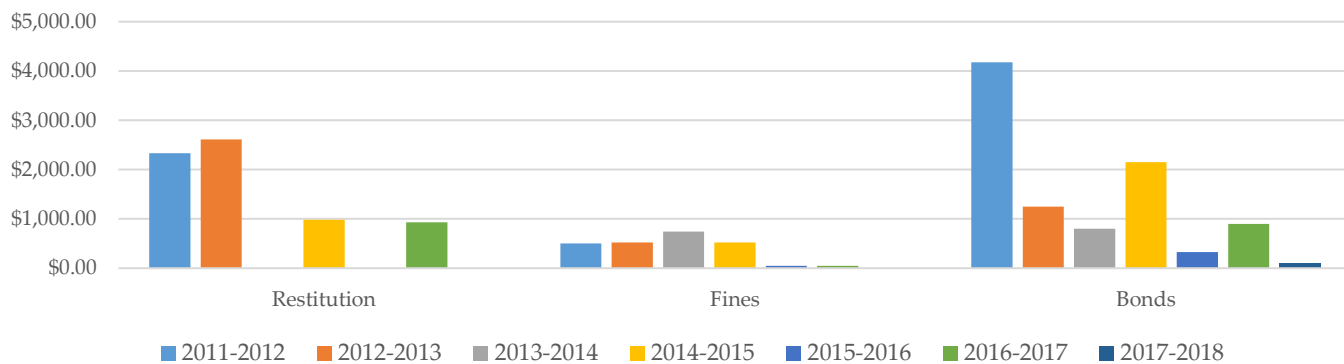


Average Time (Days) to Sanctioning

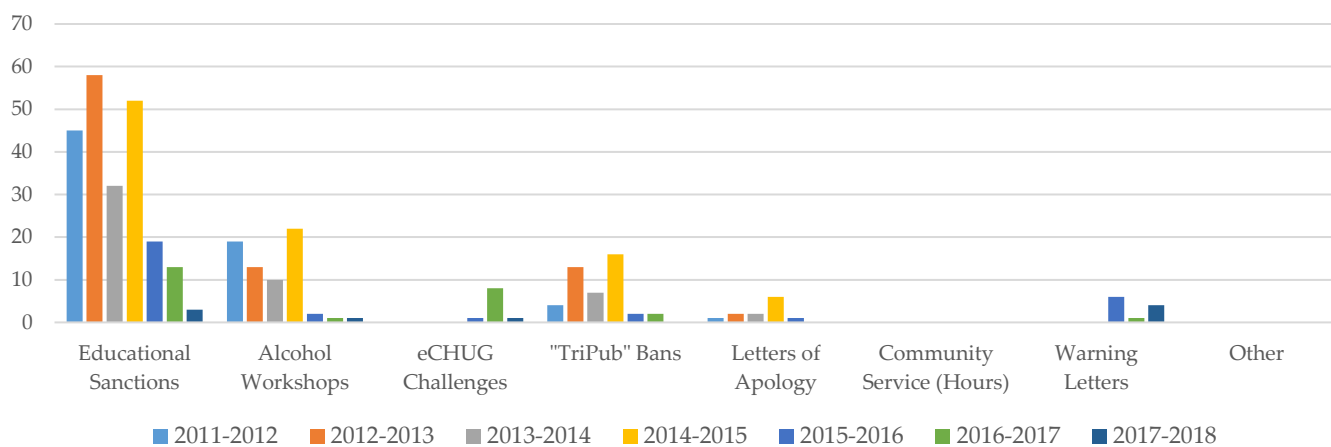




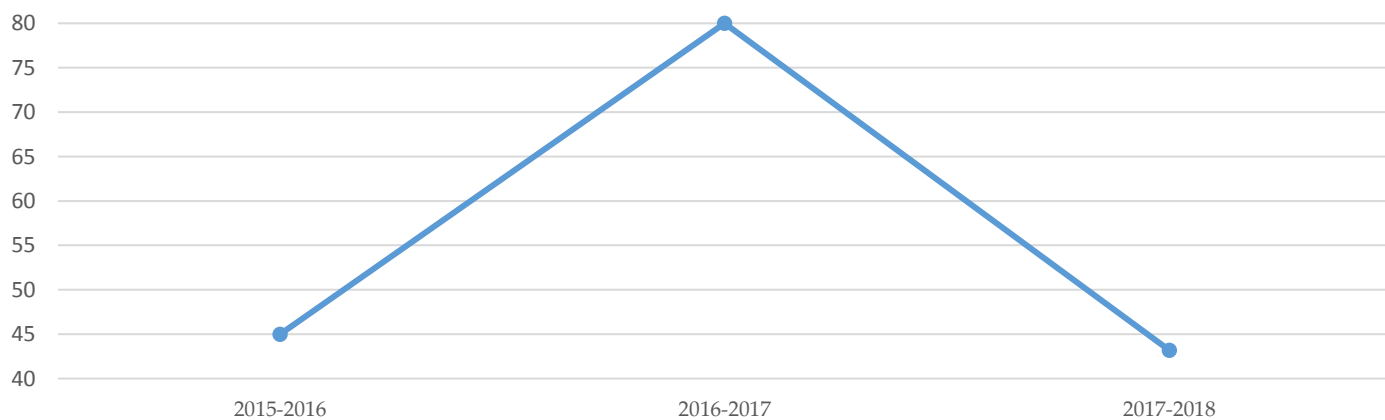
Monetary Sanctions

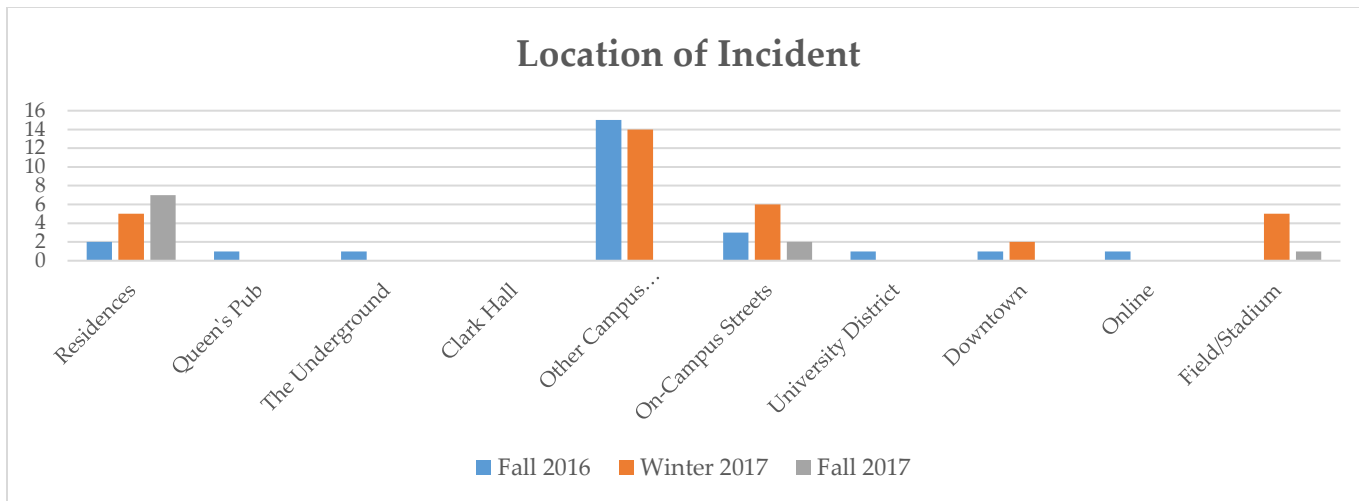


Non-Monetary Sanctions

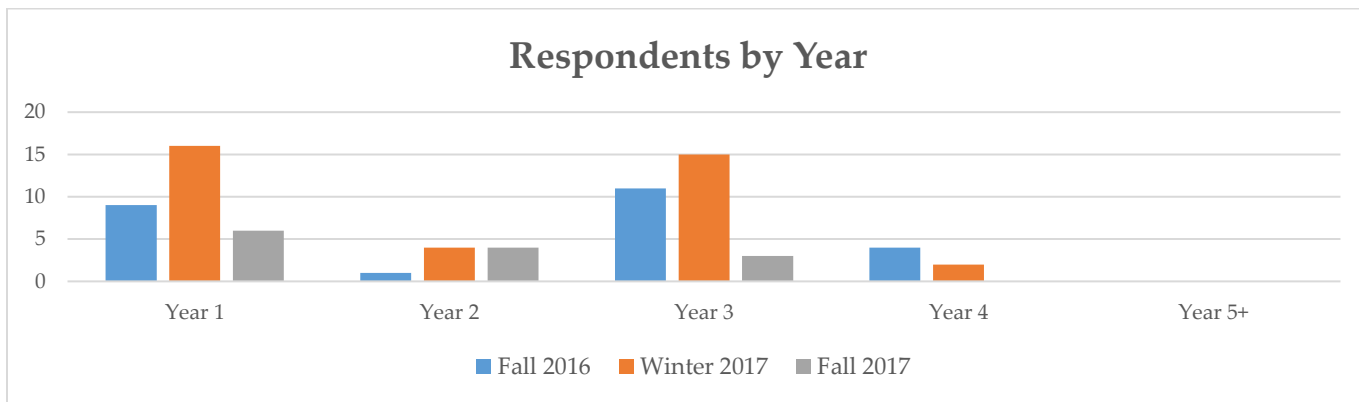


Average Time (Days) to Resolution

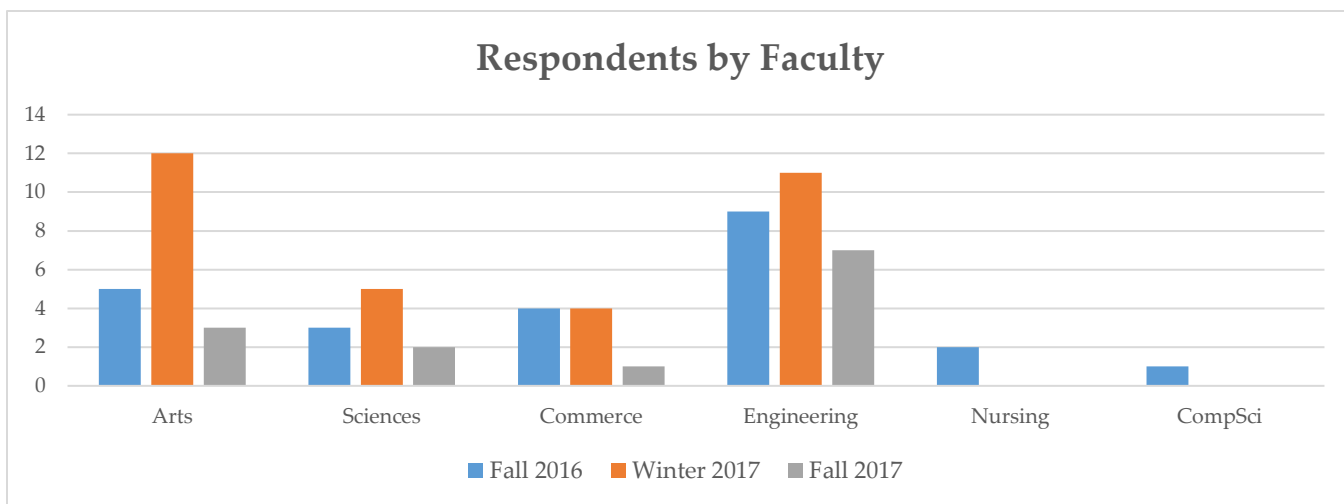




9



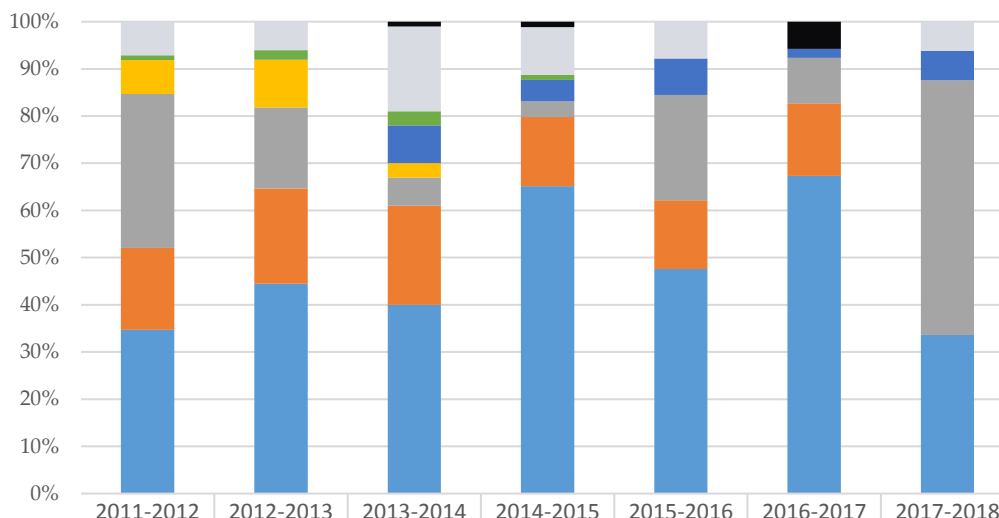
11



⁹ In the Fall 2017 reporting period, the "Field/Stadium" statistic refers to one case in the parking lot of Richardson Stadium

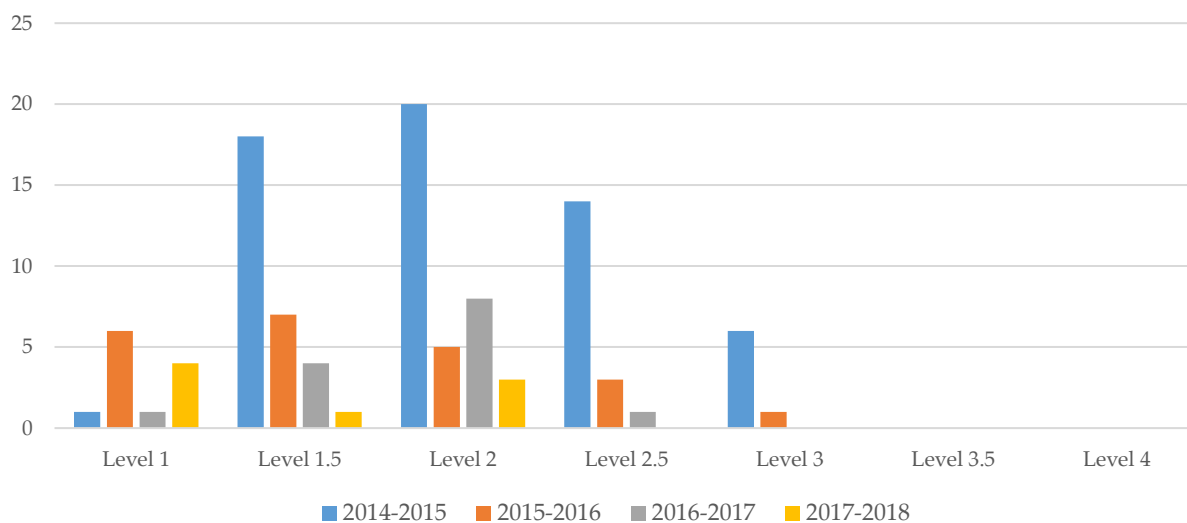


Complainants - % Breakdown by Year



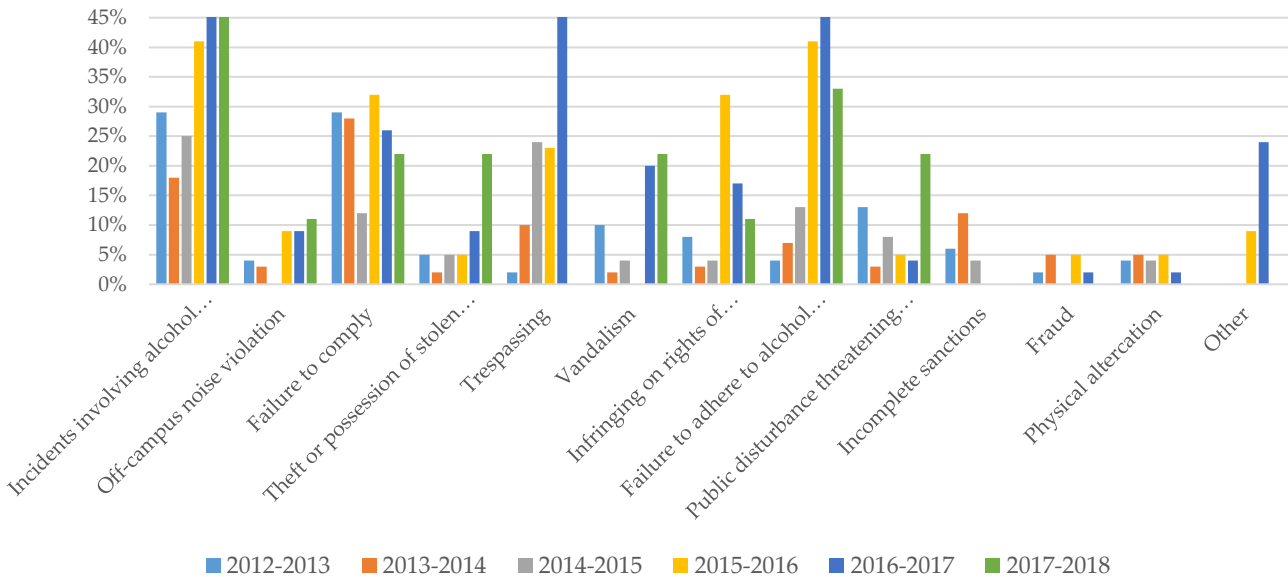
	2011-2012	2012-2013	2013-2014	2014-2015	2015-2016	2016-2017	2017-2018
■ Other (incl. Police)	0%	0%	1%	1%	0%	6%	0%
■ Judicial Affairs Office	7%	6%	18%	9%	8%	0%	7%
■ Community	1%	2%	3%	1%	0%	0%	0%
■ Student	0%	0%	8%	4%	8%	2%	7%
■ Hospitality Services	7%	10%	3%	0%	0%	0%	0%
■ Residence	32%	17%	6%	3%	23%	10%	61%
■ Student Constables	17%	20%	21%	13%	15%	16%	0%
■ Campus Security	34%	44%	40%	58%	49%	70%	38%

Case Breakdown by Level of Severity





Case Breakdown by Nature of Incident



13

	2017-2018	2016-2017	2015-2016	2014-2015	2013-2014	2012-2013
Incidents involving alcohol misuse	55%	59%	41%	25%	18%	29%
Off-campus noise violation	11%	9%	9%	0%	3%	4%
Failure to comply	22%	26%	32%	12%	28%	29%
Theft or possession of stolen property	22%	9%	5%	5%	2%	5%
Trespassing	0%	54%	23%	24%	10%	2%
Vandalism	22%	20%	0%	4%	2%	10%
Infringing on the rights of university or community members	11%	17%	32%	4%	3%	8%
Failure to adhere to alcohol regulations	33%	46%	41%	13%	7%	4%
Unlawful public disturbance threatening civil order and/or safety	22%	4%	5%	8%	3%	13%
Incomplete sanctions	0%	0%	0%	4%	12%	6%
Fraud	0%	2%	5%	0%	5%	2%
Physical altercation	0%	2%	5%	4%	5%	4%
Other	0%	24%	9%	0%	0%	0%

¹³ Represents number of cases involving the described violation as a percentage of the total cases with sanctions (i.e. dropped cases and active cases are excluded, as it would be improper to speculate). Some cases may fall under more than one category; as such, percentages do not necessarily add to 100%. "Other" violations include perjury, hazing, abuse of power, or other uncommon violations of the Code of Conduct or AMS Policy. In 2016-2017, this consisted of: ResRule Violations (2), Sexual Violence (1), Abuse of Power (1), Aiding in Commission of an Offence (1), Threatening Behaviour (1), Disruption or Interference (1), and Violation of a Behavioural Contract (1). In 2015-2016, this consisted of two cases of smoking inside a campus building.

