



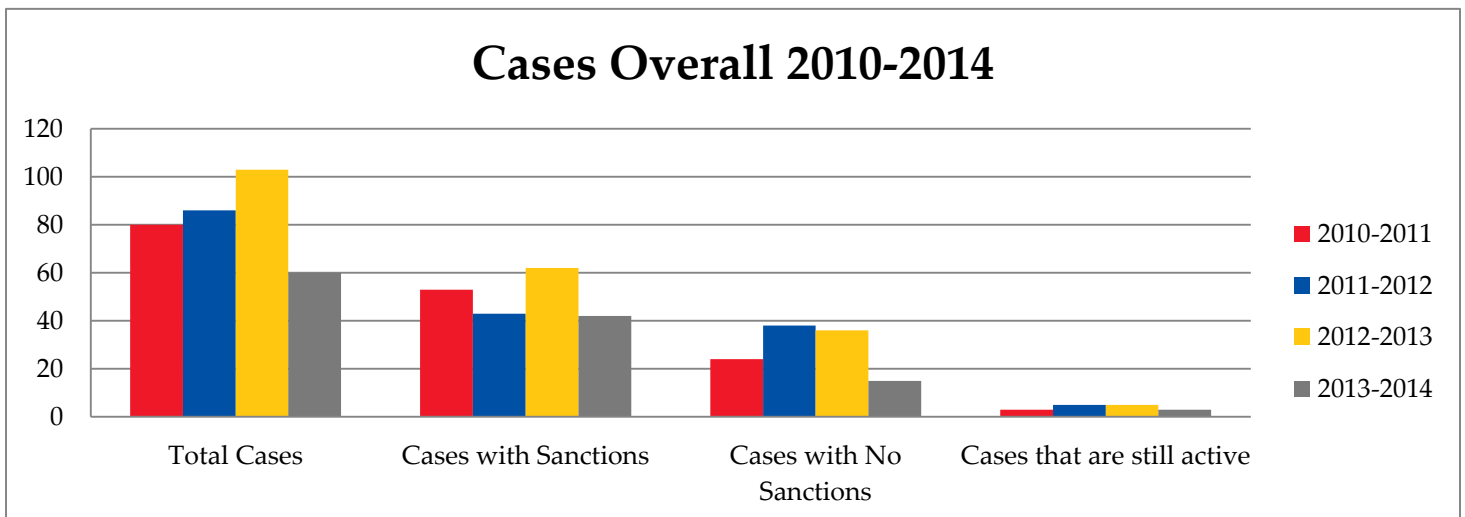
Non-Academic Discipline Statistics 2010-2014ⁱ

Prepared June 2014 by William Simonds, Judicial Affairs Director

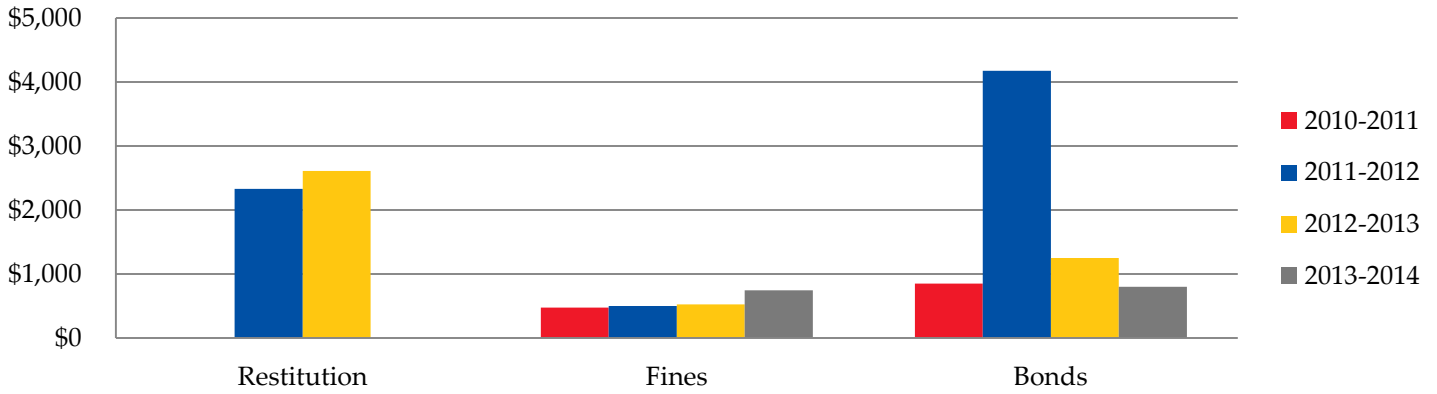
		2013-2014	2012-2013	2011-2012	2010-2011
Total Cases		60	103	86	80
Cases with Sanctions		42	62	43	53
Restitution		\$0	\$2,610.30	\$2,331.70	\$0
Fines		\$745	\$525	\$500	\$475
Bonds		\$800	\$1,250	\$4,175	\$850
Community Service (hours)		0	0	0	10
Letters of Apology		2	2	1	20
Ban from AMS Pubs		7	13	4	1
Alcohol Workshop		10	13	19	0
Educational Sanctions		32	58	45	6
Cases with No Sanctions		15	36	38	24
No Violation		7	8	11	15
Lack of Evidence		4	5	4	8
Lack of Contact Information		0	11	8	0
Not an AMS Member		2	2	2	0
Not a Queen's Student		2	5	6	1
Handled by More Appropriate Body		0	5	3	0
Cases that are still activeⁱⁱ		3	5	5	3

ⁱ Reporting periods are from May 1st - April 30th

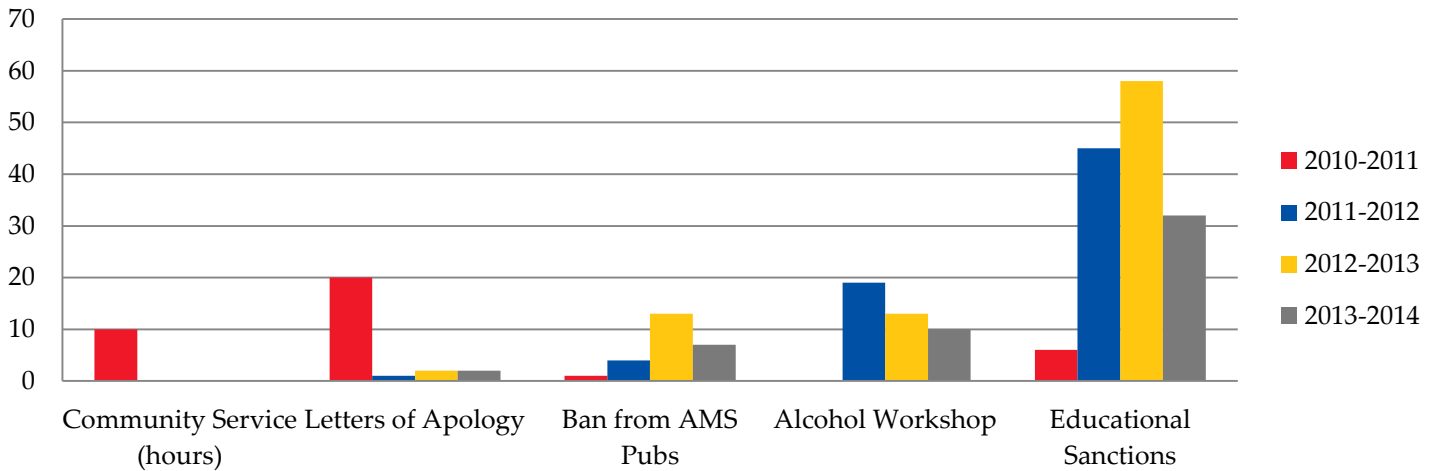
ⁱⁱ Refers to cases that were still active at the end of that academic year and went to hearing in September of the following year



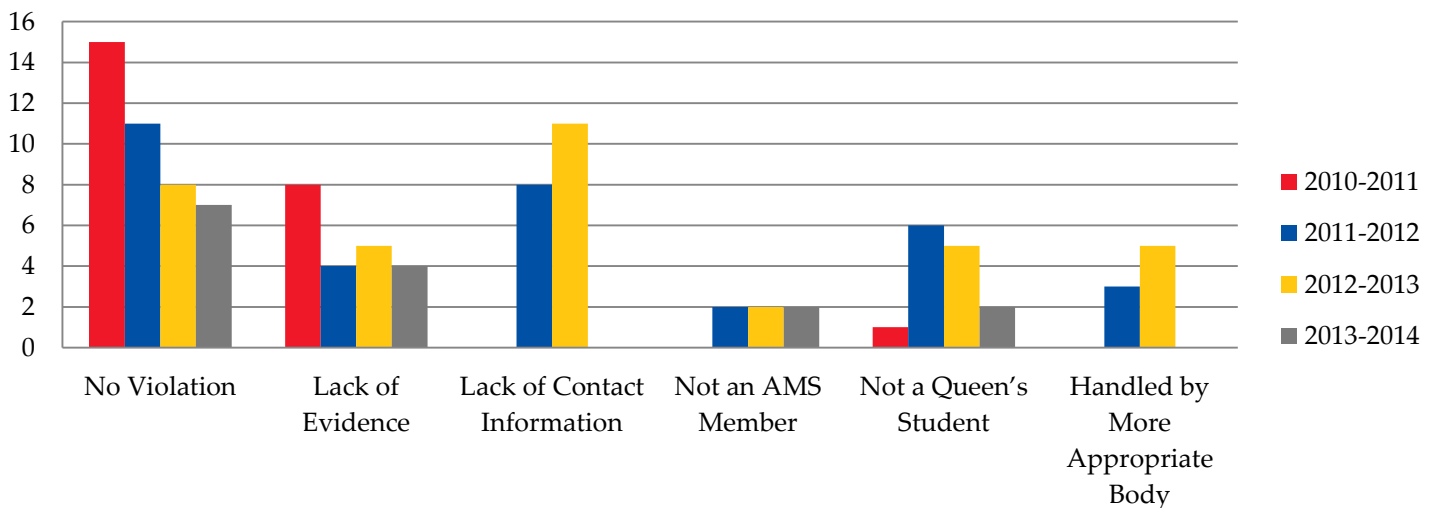
Monetary Sanctions 2010-2014



Non-Monetary Sanctions 2010-2014

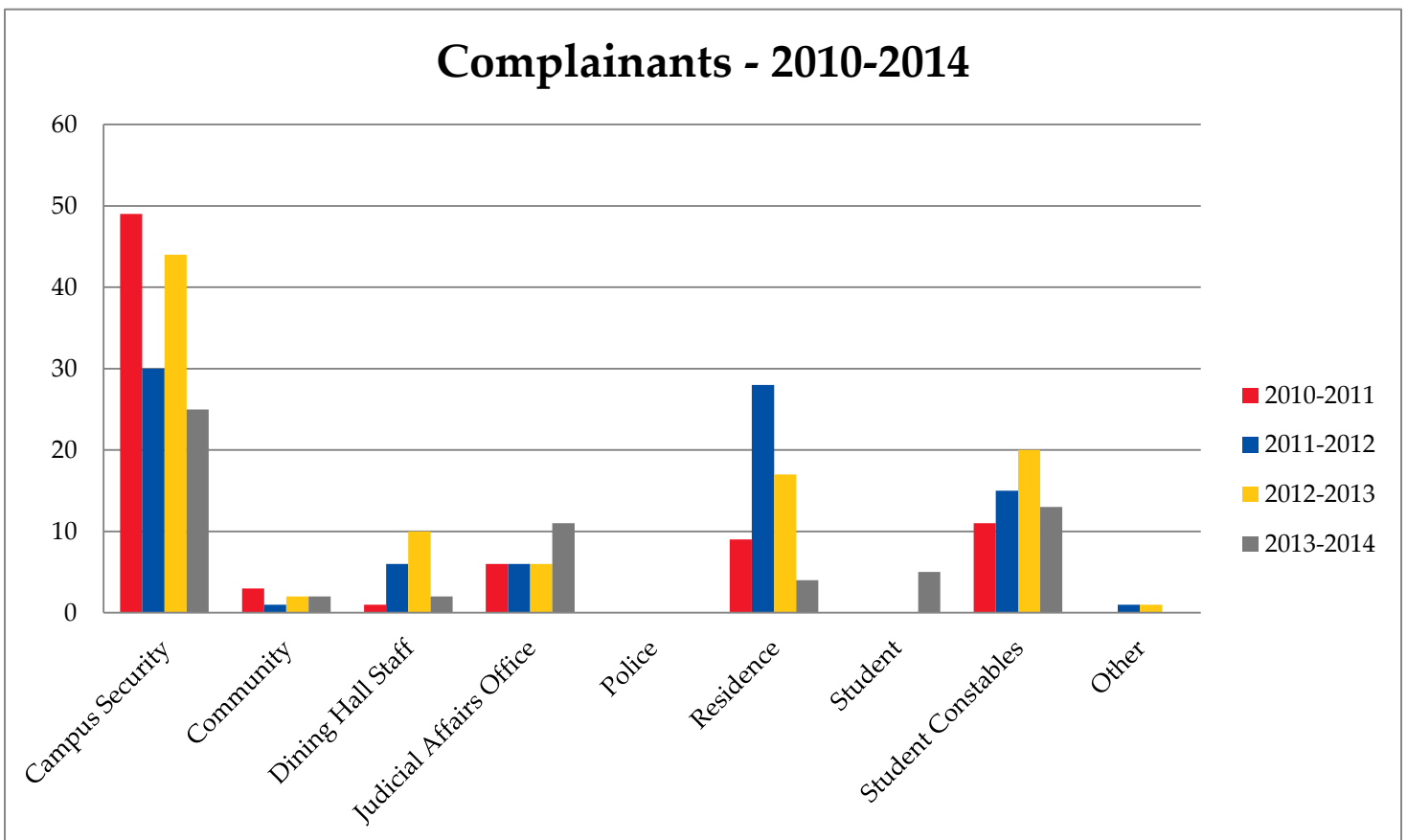


Reason for No Sanctions 2010-2014



Complainant	2013-2014	2012-2013	2011-2012	2010-2011
Campus Security	25	44	30	49
Community	2	2	1	3
Dining Hall Staff	2	10	6	1
Judicial Affairs Office*	11	6	6	6
Police	0	0	0	0
Residence	4	17	28	9
Student	5	0	0	0
Student Constables	13	20	15	11
Other	0	1	1	0

*The Judicial Affairs Office acts as a complainant in cases regarding incomplete sanctions.



Nature of Incidents	2013-2014	2012-2013	2011-2012	2010-2011
Incidents involving alcohol misuse	11	30	29	13
Physical Altercation	3	4	5	1
Failure to comply with University Alcohol regulations	4	4	10	6
Trespassing	6	2	6	8
Fraud	3	2	0	0
Vandalism	1	10	7	8
Non-Compliance with University official	17	30	17	35
Infringing on rights of university or community members	2	8	6	5
Public Disturbance threatening civil order and/or safety	2	13	4	12
Noise violation off-campus	2	4	9	4
Incomplete sanctions	7	6	3	5
Theft or Possession of Stolen Property	1	5	5	5

