

STATISTICS

Non-Academic Misconduct (May 1st, 2011 – August 31st, 2017) ^{1 2}

Prepared by Seema Sidhu, Judicial Affairs Manager

	2016-2017 Sept 1 st to Aug 31 st	2015-2016 May 1 st – April 30 th	2014-2015 May 1 st – April 30 th	2013-2014 May 1 st – April 30 th	2012-2013 May 1 st – April 30 th	2011-2012 May 1 st – April 30 th
Total Cases	64	39	78	60	103	86
Cases with Sanctions	52	22	59	42	62	43
Restitution	\$929	\$0	\$981.16	\$0	\$2,610.30	\$2,331.70
Fines	\$50	\$50	\$525	\$745	\$525	\$500
Bonds	\$900	\$325	\$2,150	\$800	\$1,250	\$4,175
Community Service (Hours)	0	0	0	0	0	0
Letters of Apology	0	1	6	2	2	1
“TriPub” Bans ³	3	2	16	7	13	4
Alcohol Workshops	4	2	22	10	13	19
Educational Sanctions	39	19	52	32	58	45
Warning Letters	9	6	-	-	-	-
Other ⁴	22	1	-	-	-	-
Cases with No Sanctions	9	12	19	15	36	38
No Violation	4	4	6	7	8	11
Lack of Evidence	0	1	2	4	5	4
Lack of Contact Information	0	0	0	0	11	8
Not an AMS Member	0	2	1	2	2	2
Not a Queen’s Student	1	3	4	2	5	6
Handled by a Different Body	4	3	6	0	5	3
Deferred Cases ⁵	3	5	2	3	5	5
Average time (days) to hearing ⁶	65	29	40	37	43	71
Average time (days) to resolution ⁷	80	45	-	-	-	-

¹ Annual reporting periods were from May 1st to April 30th in previous years. The reporting period has now changed to September 1st to August 31st.

² Dashes represent data that is not currently available, typically due to changes in reporting practices over time.

³ “TriPub Bans” refer to bans from the Queen’s Pub, the Underground, and Clark Hall Pub, in addition to other licensed events.

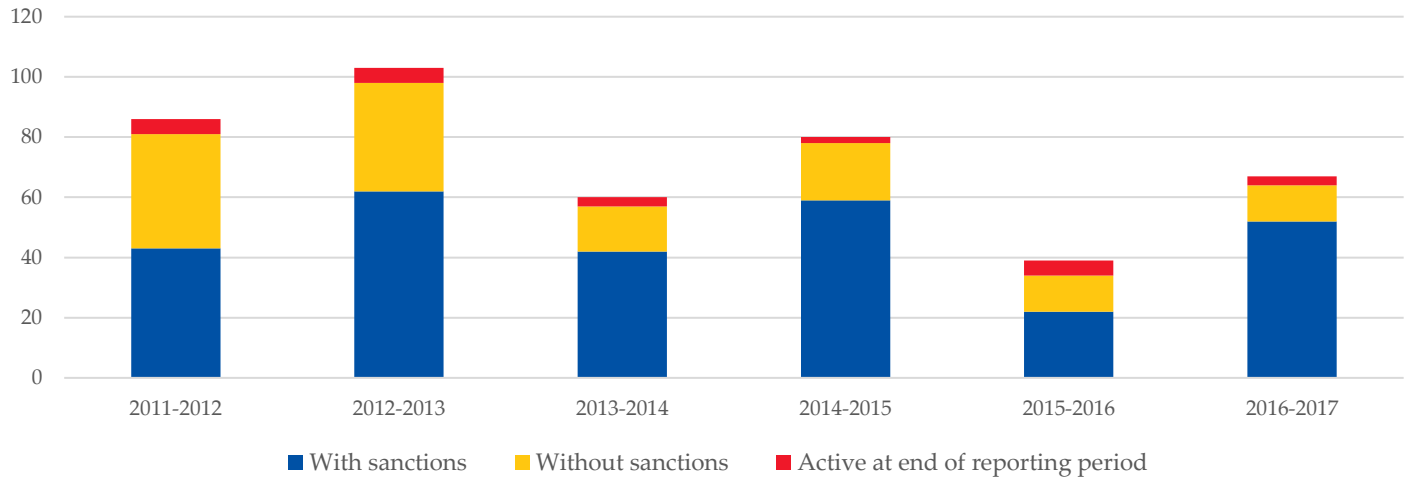
⁴ Refers to sanctions such as marijuana workshops, eCHUG Challenges, restrictions on club privileges, and other uncommon sanctions..

⁵ Refers to cases that were still active at the end of that academic year and went to hearing during the following academic year. Such cases are excluded from the statistics on “average time to hearing” and “average time to resolution”.

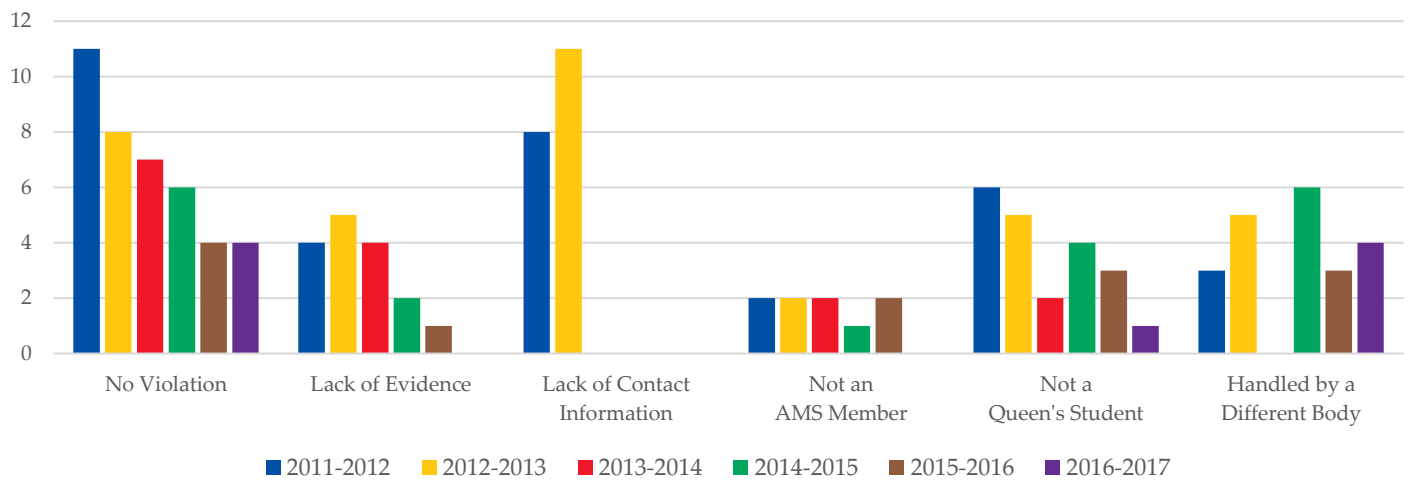
⁶ Average number of days elapsed from the opening of a case by the Judicial Affairs Office until the date of the corresponding hearing. Sanctions are imposed during the hearing decision, and are generally due within 11 days or 21 days (if a workshop is involved).

⁷ Average number of days elapsed from the opening of a case until completion of sanctions (for those cases which involved sanctions).

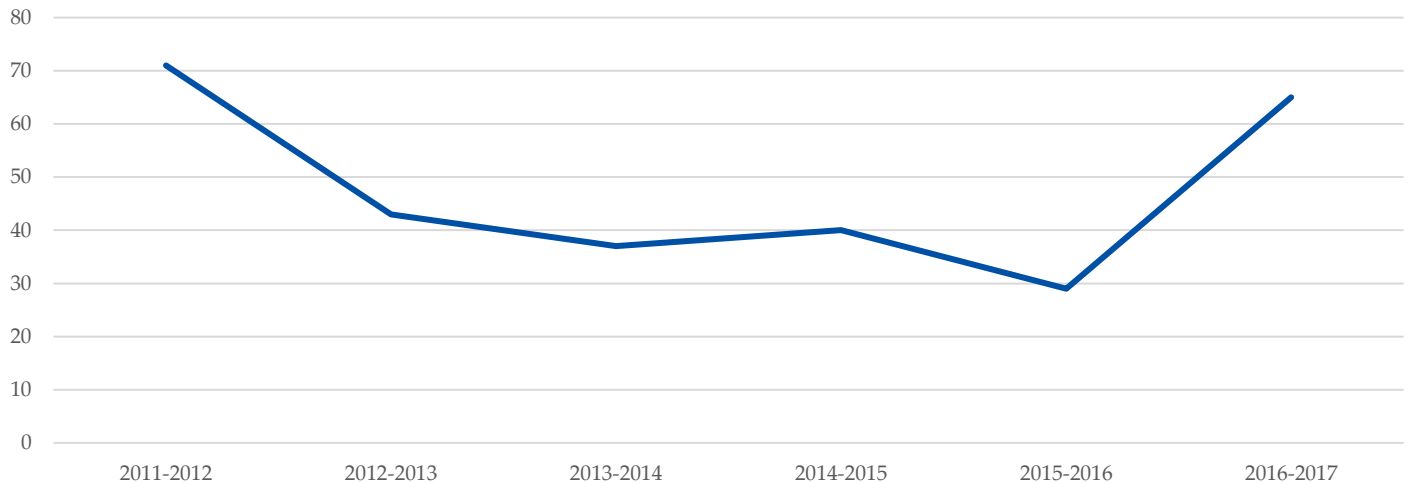
Overall Case Breakdown



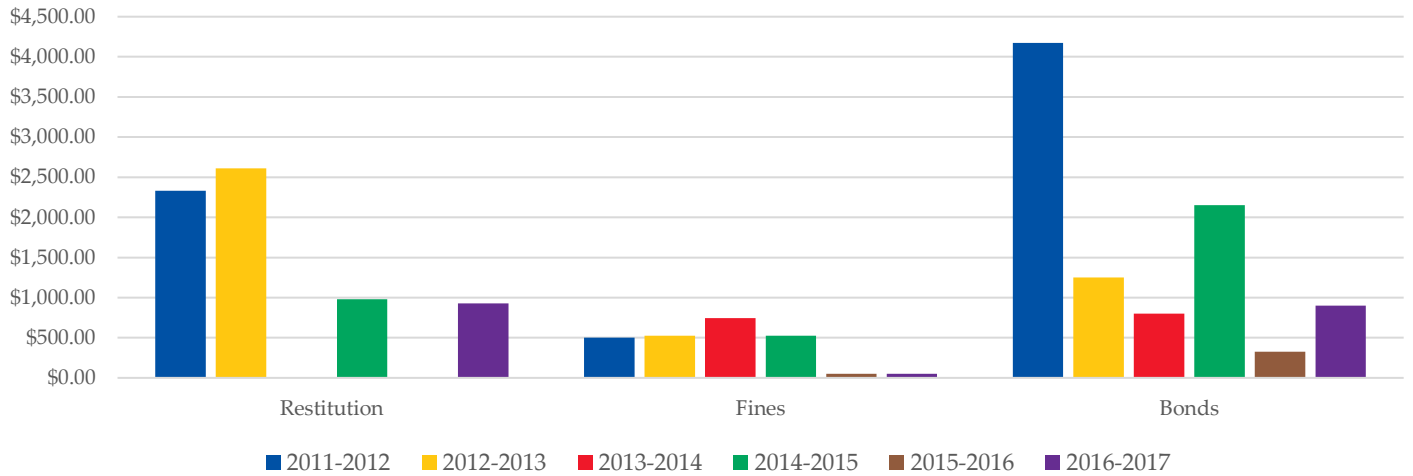
Cases with No Sanctions



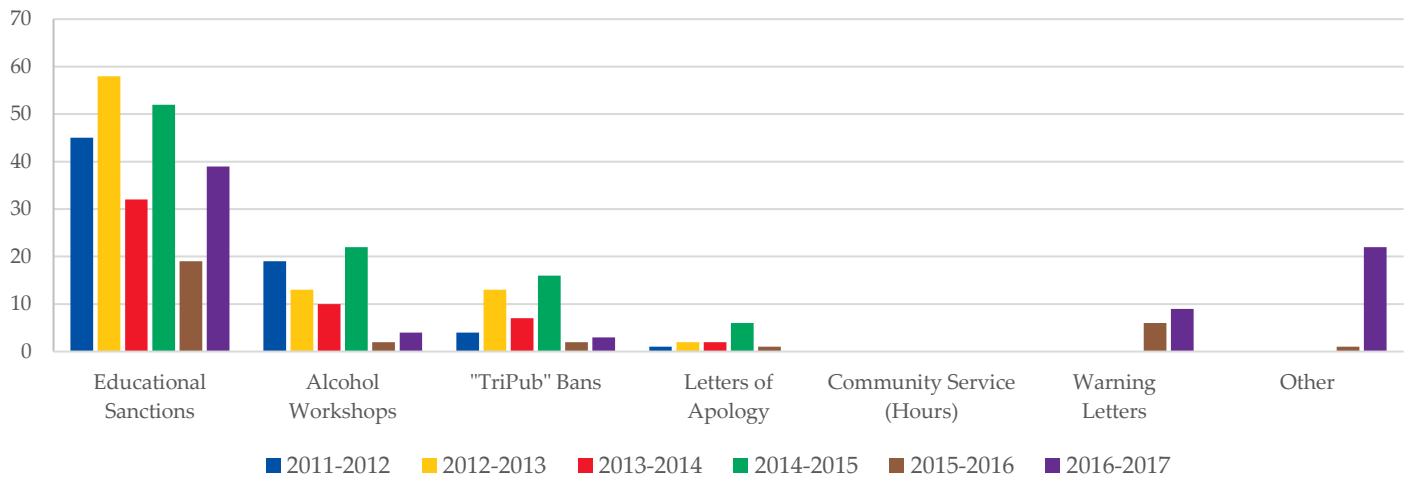
Average Time (Days) to Sanctioning



Monetary Sanctions

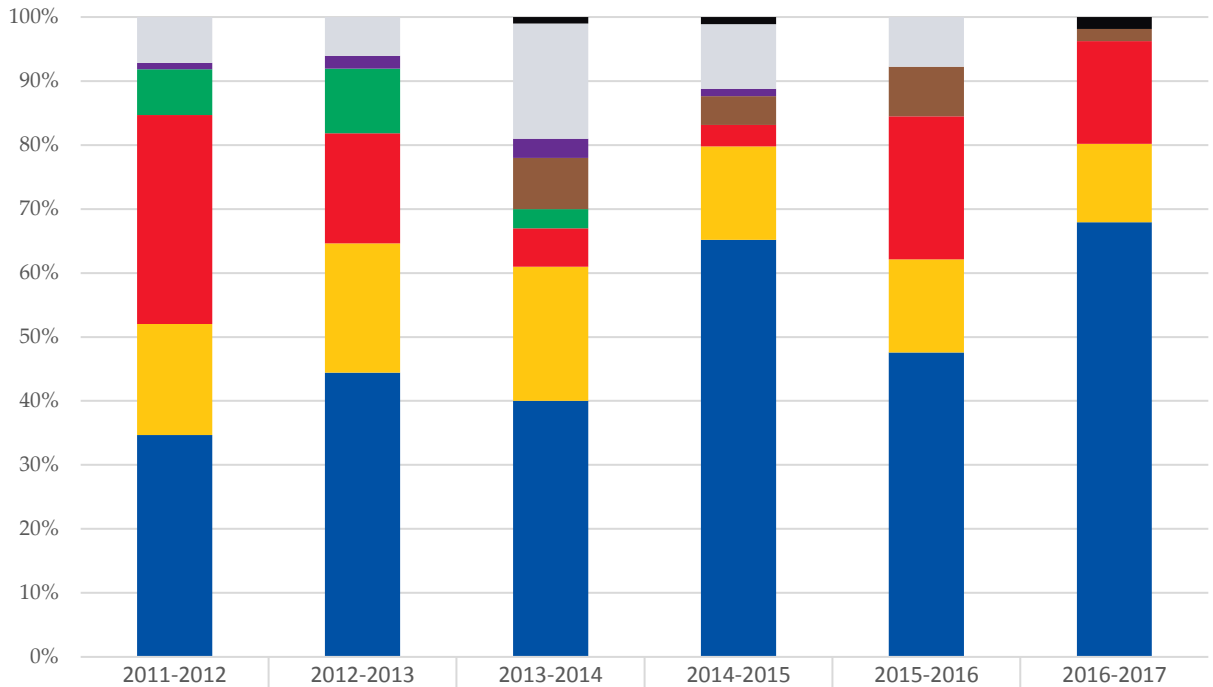


Non-Monetary Sanctions ⁸



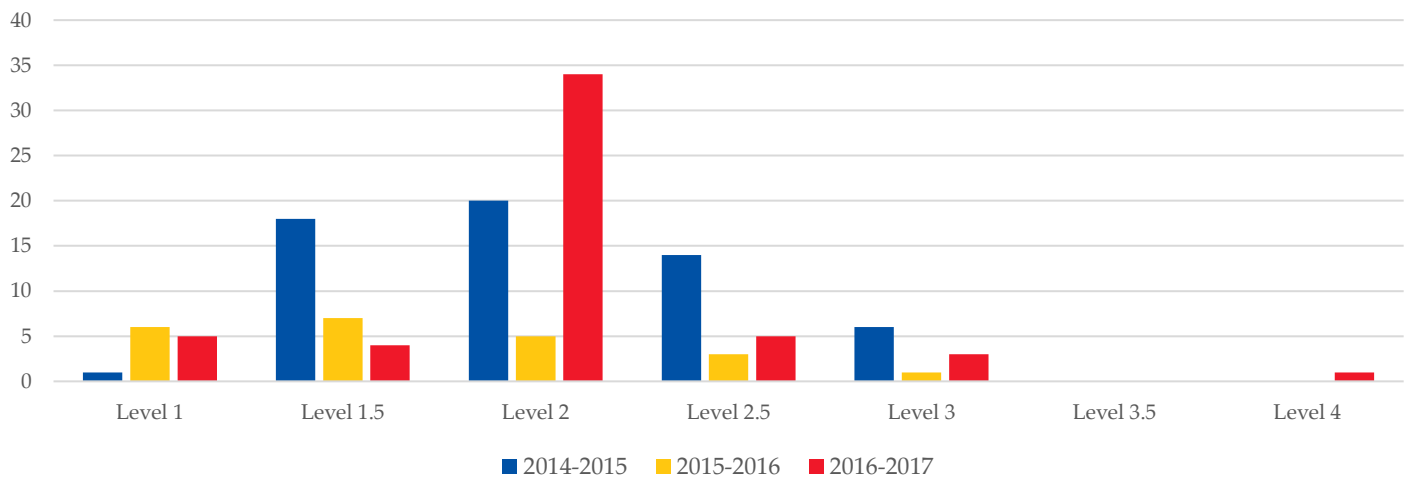
⁸ "Other" sanctions may include marijuana workshops, meetings with officials (e.g. Campus Security), or other appropriate sanctions.

Complainants - % Breakdown by Year

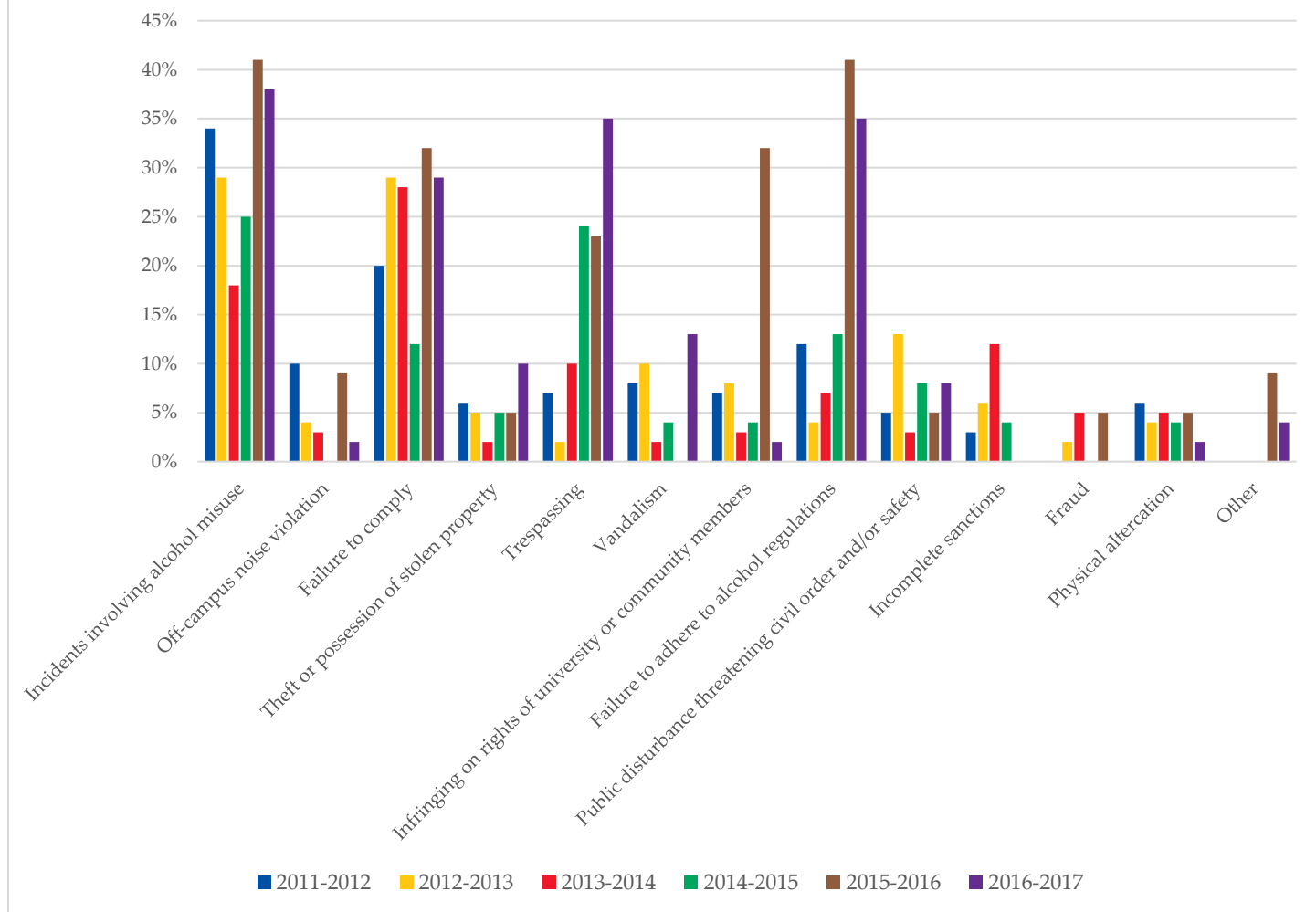


■ Other (incl. Police)	0%	0%	1%	1%	0%	2%
■ Judicial Affairs Office	7%	6%	18%	9%	8%	0%
■ Community	1%	2%	3%	1%	0%	0%
■ Student	0%	0%	8%	4%	8%	2%
■ Hospitality Services	7%	10%	3%	0%	0%	0%
■ Residence	32%	17%	6%	3%	23%	17%
■ Student Constables	17%	20%	21%	13%	15%	13%
■ Campus Security	34%	44%	40%	58%	49%	72%

Case Breakdown by Level of Severity



Case Breakdown by Nature of Incident ⁹



	2011-2012	2012-2013	2013-2014	2014-2015	2015-2016	2016-2017
Incidents involving alcohol misuse	34%	29%	18%	25%	41%	38%
Off-campus noise violation	10%	4%	3%	0%	9%	2%
Failure to comply	20%	29%	28%	12%	32%	29%
Theft or possession of stolen property	6%	5%	2%	5%	5%	10%
Trespassing	7%	2%	10%	24%	23%	35%
Vandalism	8%	10%	2%	4%	0%	13%
Infringing on the rights of university or community members	7%	8%	3%	4%	32%	2%
Failure to adhere to alcohol regulations	12%	4%	7%	13%	41%	35%
Unlawful public disturbance threatening civil order and/or safety	5%	13%	3%	8%	5%	8%
Incomplete sanctions	3%	6%	12%	4%	0%	0%
Fraud	0%	2%	5%	0%	5%	0%
Physical altercation	6%	4%	5%	4%	5%	2%
Other	0%	0%	0%	0%	9%	4%

⁹ Represents percentage of cases involving the described violation. Some cases may fall under more than one category; as such, percentages do not necessarily add to 100%. "Other" violations include perjury, hazing, abuse of power, or other uncommon violations of the Code of Conduct or AMS Policy Manual 4..