



AMS Annual General Meeting



Monday, March 6th, 2017

Sutherland Hall, John Deutsch University Centre



Agenda

Assembly

1. **Motion #1** – Approval of the Agenda of 2017 AMS Annual General Meeting.
 - a. *During this period, any AMS student may propose changes to the agenda of the meeting.*
2. Speaker's Business
 - a. *During this period, the Speaker will give general remarks to students, as well as briefly mention procedures for speaking.*
3. Guest Speaker
 - a. AMS Executive – State of the Society Address
 - b. Judicial Affairs Manager – 2016-2017 Non-Academic Misconduct Report
4. Statements by Students
 - a. *During this period, any student may make a statement on any subject of their choosing.*
5. Question Period
 - a. *During this period, any student may ask any other student a question pertinent to the AMS. If you have questions about items discussed during the two delivered reports, now is a good time to ask.*
6. Business Arising from the Minutes
7. New Business
 - a. *This is where any policy changes would be discussed.*
8. Discussion Period
 - a. *During this period, any student may bring forth any discussion topic of their choosing for feedback, questions, or to engage the student population.*
9. Adjournment



Motion Sheet

1. Moved by: Miguel Martinez Seconded by: Brianne Moore
 "That AMS Assembly approve the agenda for 2017 AMS Annual General Meeting"



AMS NON-ACADEMIC MISCONDUCT REPORT to the ANNUAL GENERAL MEETING

Prepared by Ryan Pistorius, Judicial Affairs Manager (2016-2017)

For the period May 1st, 2016 to March 3rd, 2017

To Whom It May Concern:

Attached to this letter is the Operations Report for the Alma Mater Society's Non-Academic Misconduct system, in accordance with requirements under the AMS Constitution, the Queen's Student Code of Conduct, and the NAM Agency Agreement between the AMS and the University.

The intention of this report is to describe the incidents handled by the AMS Non-Academic Misconduct system between May 1st, 2016 and March 3rd, 2017. Over this period, a total of 53 investigations were launched through the system. Of these, the vast majority are still at some stage within the NAM process: under investigation, pending a settlement meeting or a hearing, or awaiting the completion of sanctions. In addition, 14 have reached hearings and resulted in sanctions being assigned and completed. Seven (7) were dropped: two because of mistaken identity and five because the respondent was outside of the jurisdiction of NAM, either as a non-student or as a student falling under another NAM Unit's jurisdiction (e.g. Residences).

If any party reading this report would like more information regarding any of the cases or the justification for the sanctions provided, I would like to emphasize that any questions, comments, or concerns may be directed to me via email at judicial@ams.queensu.ca or over the phone at (613) 533-6000 ext. 77944.

Respectfully submitted,

Ryan Pistorius

Judicial Affairs Manager

Alma Mater Society of Queen's University

STATISTICS

Non-Academic Misconduct Statistics (May 1st, 2011 – March 3rd, 2017) ^{i ii}
 Prepared March 2017 by Ryan Pistorius, Judicial Affairs Manager



	2016-2017 (March 3)	2015-2016	2014-2015	2013-2014	2012-2013	2011-2012
Total Cases	53	39	78	60	103	86
Cases with Sanctions	14	22	59	42	62	43
Restitution	\$0	\$0	\$981.16	\$0	\$2,610.30	\$2,331.70
Fines	\$0	\$50	\$525	\$745	\$525	\$500
Bonds	\$350	\$325	\$2,150	\$800	\$1,250	\$4,175
Community Service (Hours)	0	0	0	0	0	0
Letters of Apology	0	1	6	2	2	1
“TriPub” Bans ⁱⁱⁱ	2	2	16	7	13	4
eCHUG Challenges	8	1	-	-	-	-
Alcohol Workshops	1	2	22	10	13	19
Educational Sanctions	13	19	52	32	58	45
Warning Letters	1	6	-	-	-	-
Other ^{iv}	0	0	-	-	-	-
Cases with No Sanctions	7	12	19	15	36	38
No Violation	2	4	6	7	8	11
Lack of Evidence	0	1	2	4	5	4
Lack of Contact Information	0	0	0	0	11	8
Not an AMS Member	0	2	1	2	2	2
Not a Queen’s Student	2	3	4	2	5	6
Handled by a Different Body	3	3	6	0	5	3
Active Cases ^v	32	5	2	3	5	5
Average time (days) to hearing ^{vi}	32	29	40	37	43	71
Average time (days) to resolution ^{vii}	52	45	-	-	-	-

ⁱ Annual reporting periods are from May 1st to April 30th

ⁱⁱ Dashes represent data that is not currently available, typically due to changes in reporting practices over time.

ⁱⁱⁱ “TriPub Bans” refer to bans from the Queen’s Pub, the Underground, and Clark Hall Pub, in addition to other licensed events.

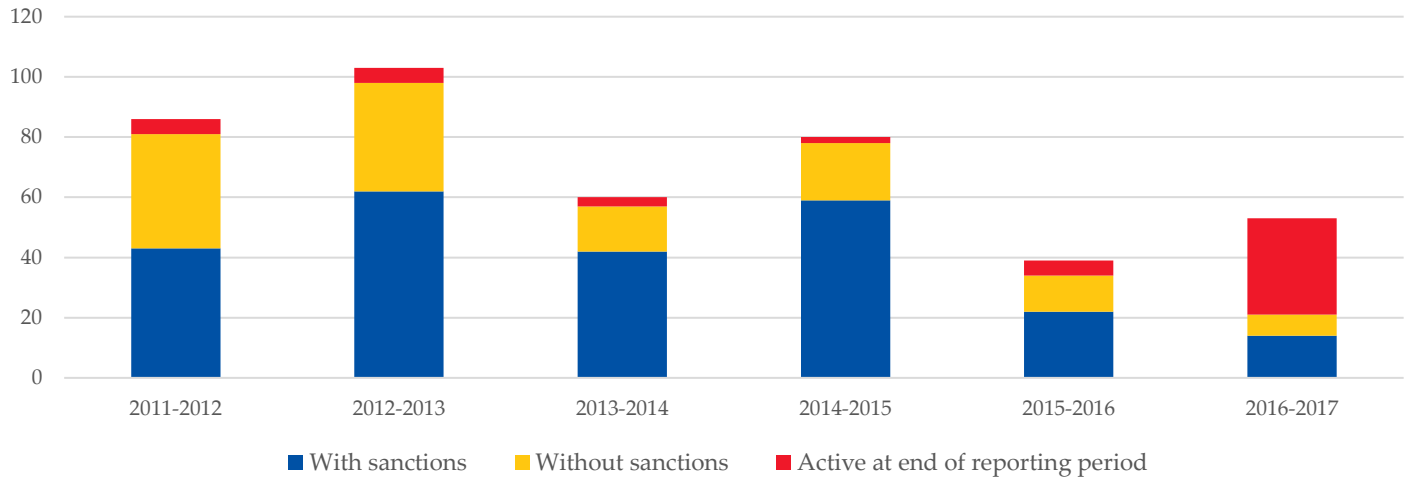
^{iv} Refers to sanctions such as marijuana workshops, restrictions on club privileges, meetings with officials such as Campus Security or the Fire Marshall, and other uncommon sanctions.

^v Refers to cases that were still active at the end of that reporting period and went to hearing during the following reporting period. Such cases are excluded from the statistics on “average time to hearing” and “average time to resolution”.

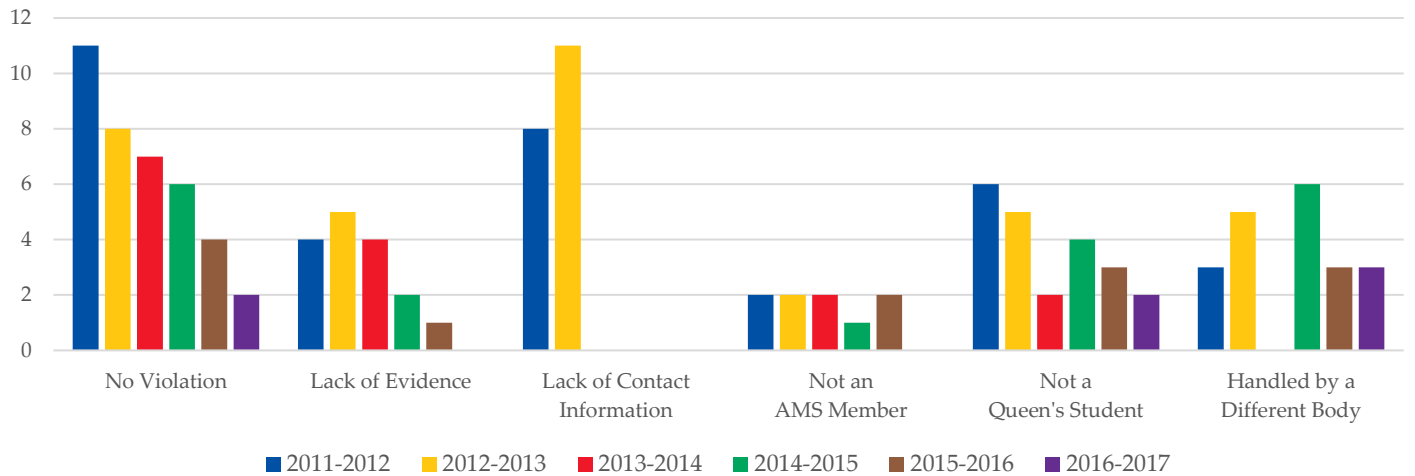
^{vi} Average number of days elapsed from the opening of a case by the Judicial Affairs Office until the date of the corresponding hearing. Sanctions are imposed during the hearing decision, and are generally due within 11 days.

^{vii} Average number of days elapsed from the opening of a case until completion of sanctions (for those cases which involved sanctions).

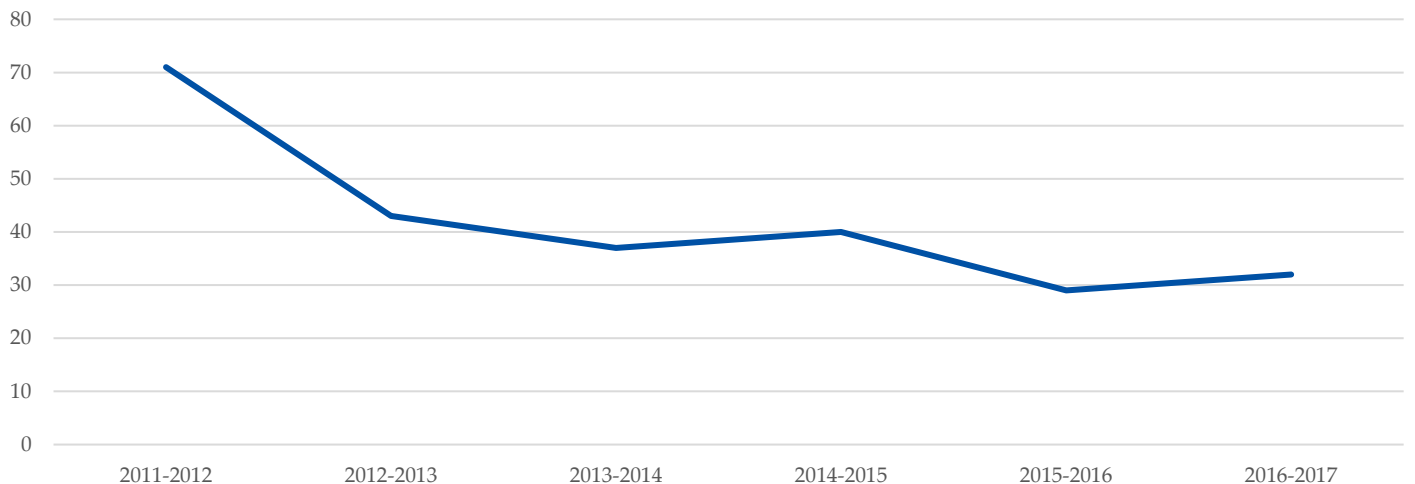
Overall Case Breakdown



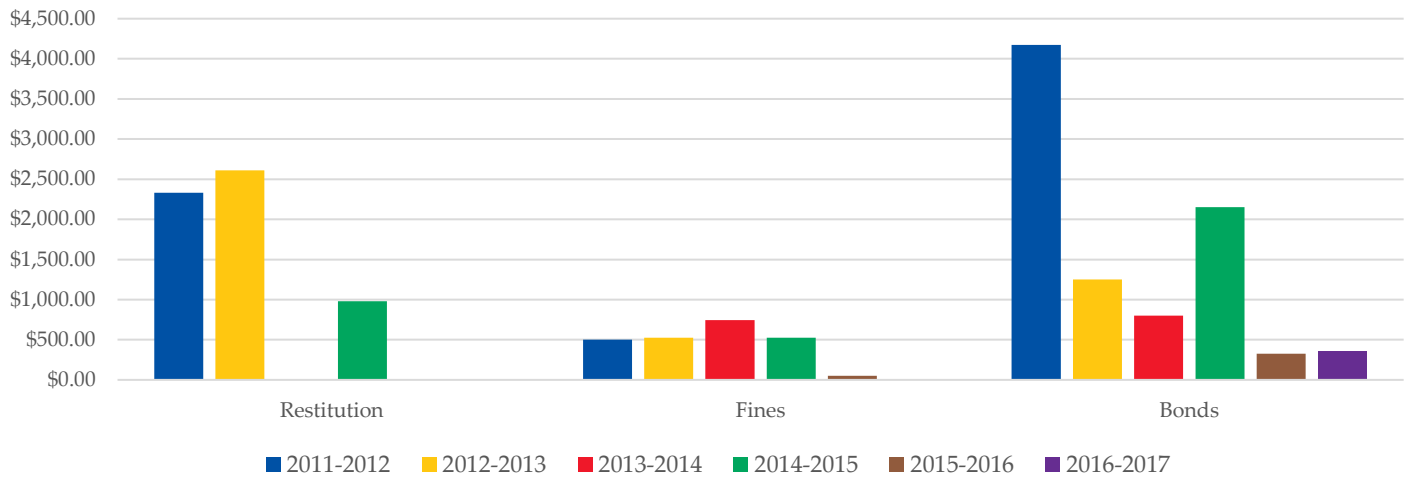
Cases with No Sanctions



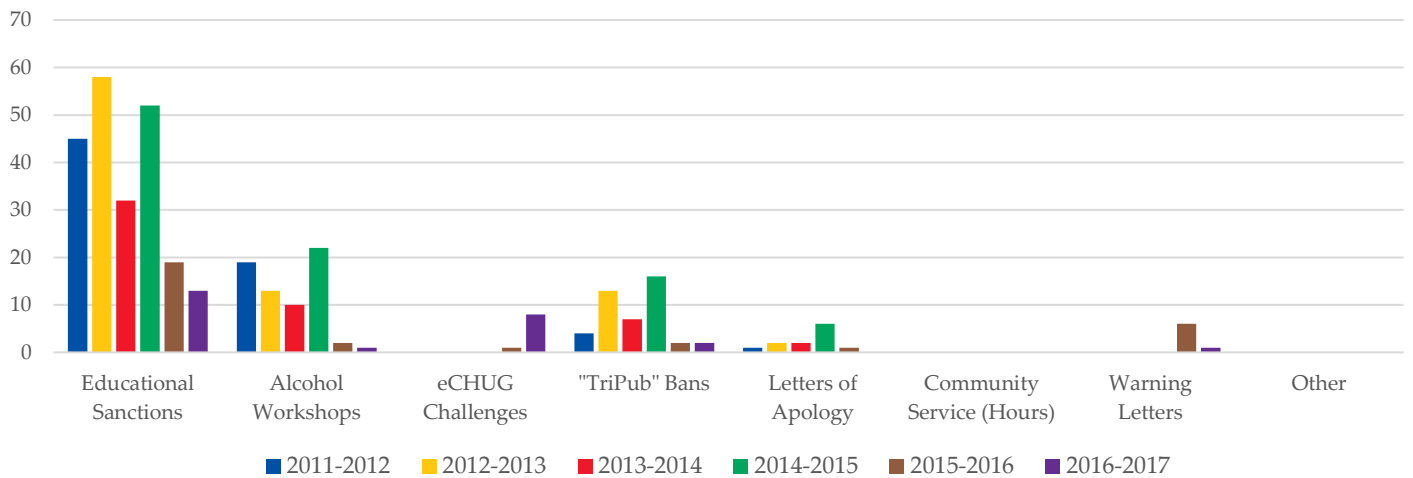
Average Time (Days) to Sanctioning



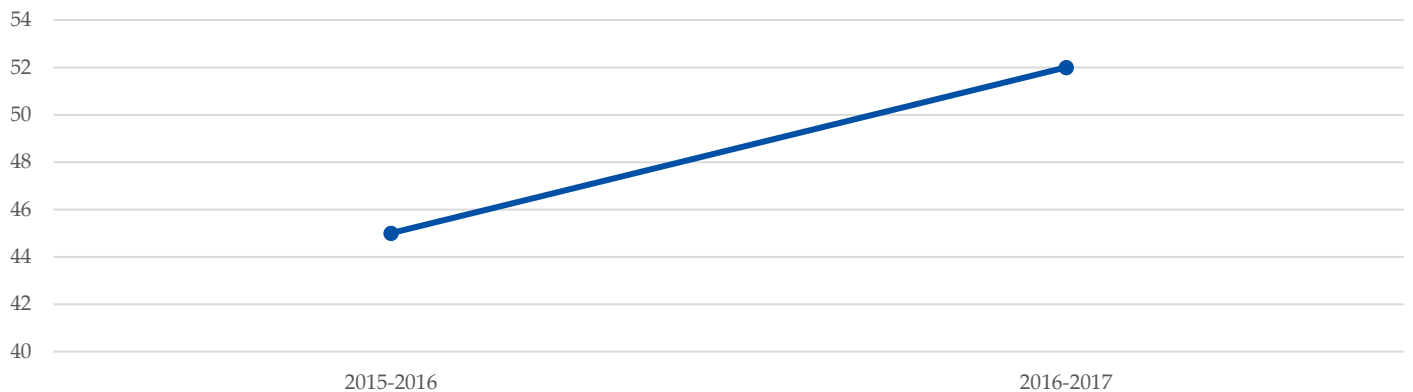
Monetary Sanctions



Non-Monetary Sanctions ^{viii}

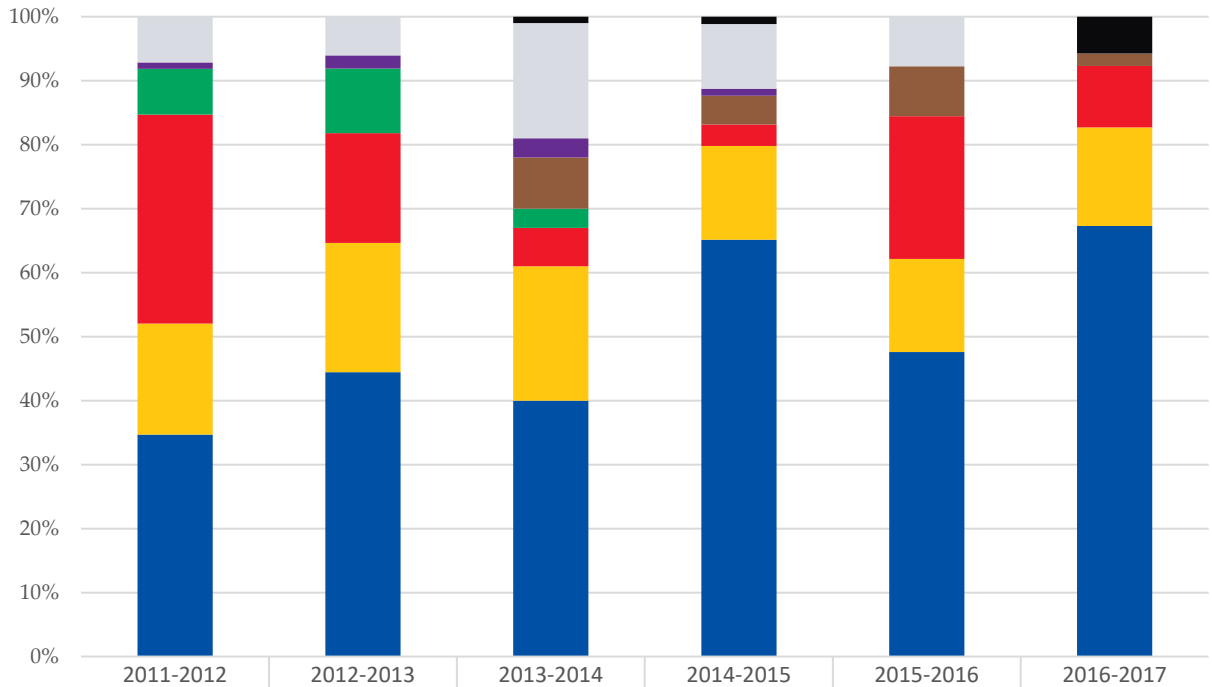


Average Time (Days) to Resolution



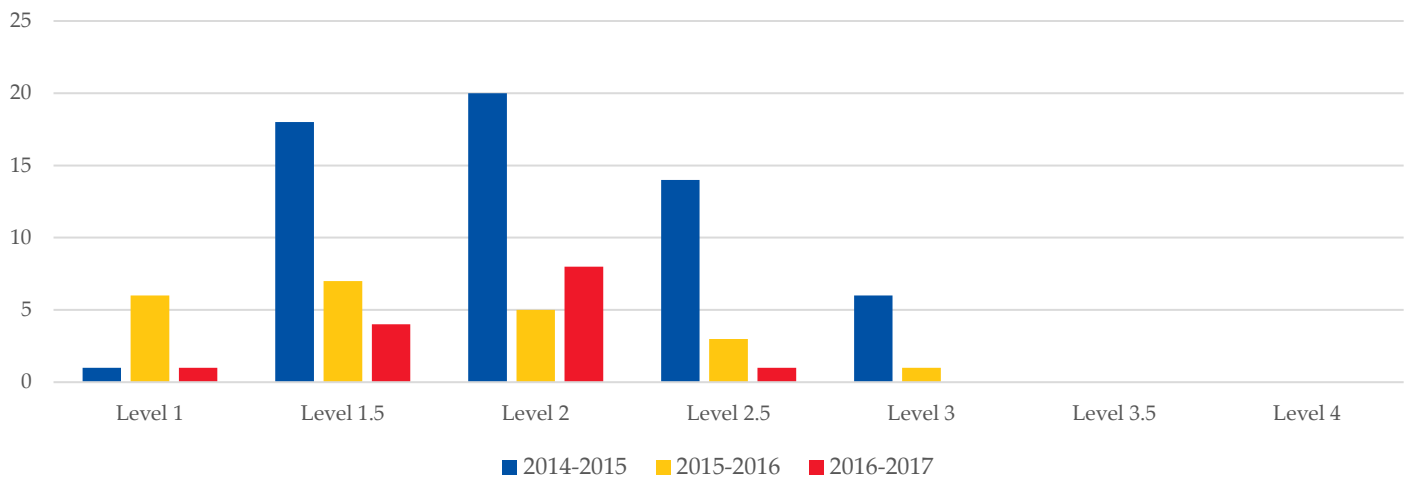
^{viii} For information on what sanctions are included under "Other", see footnote "v" on page 2 of this report.

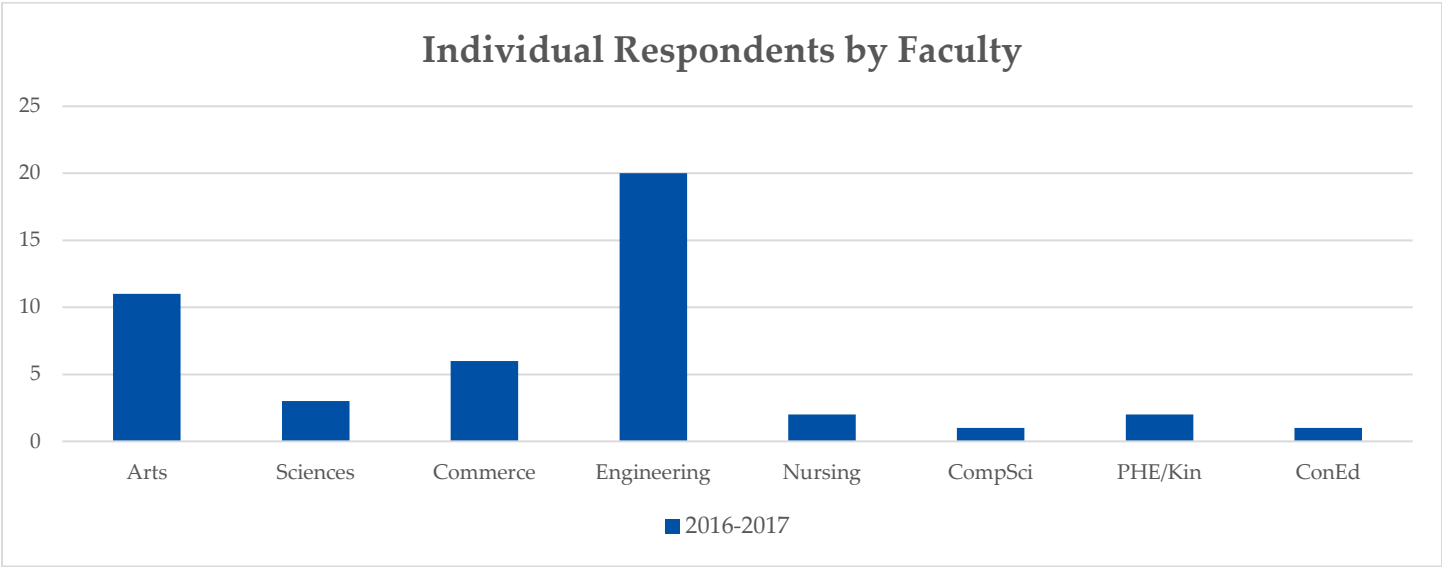
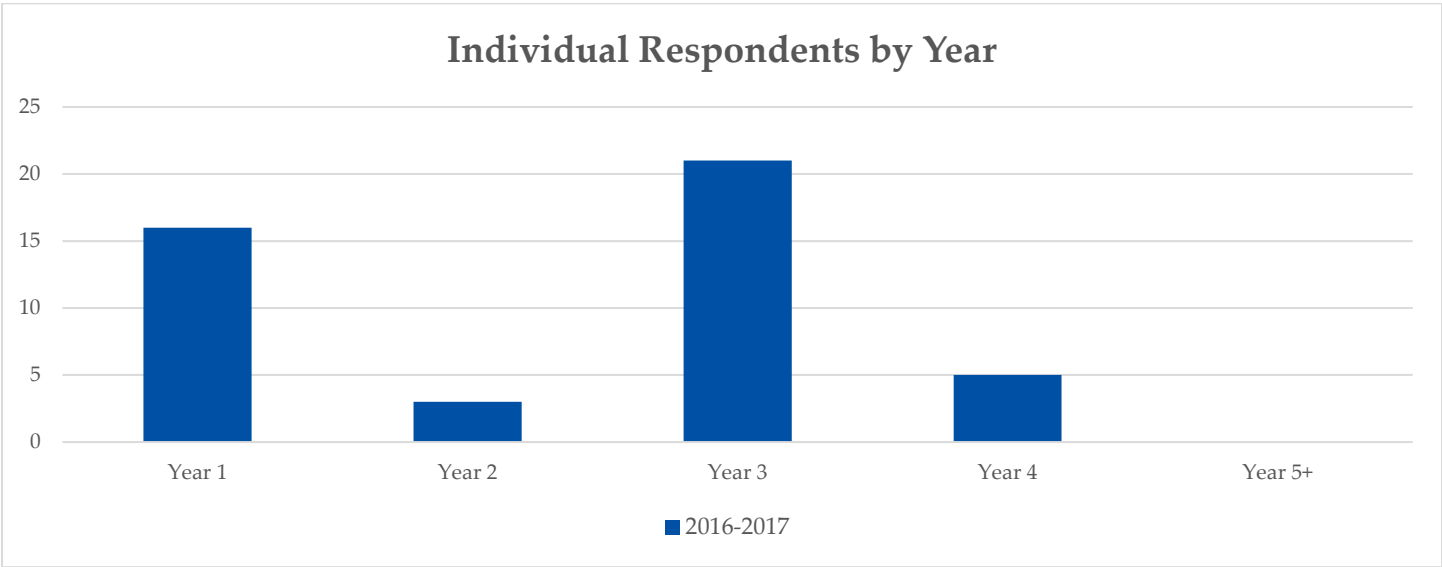
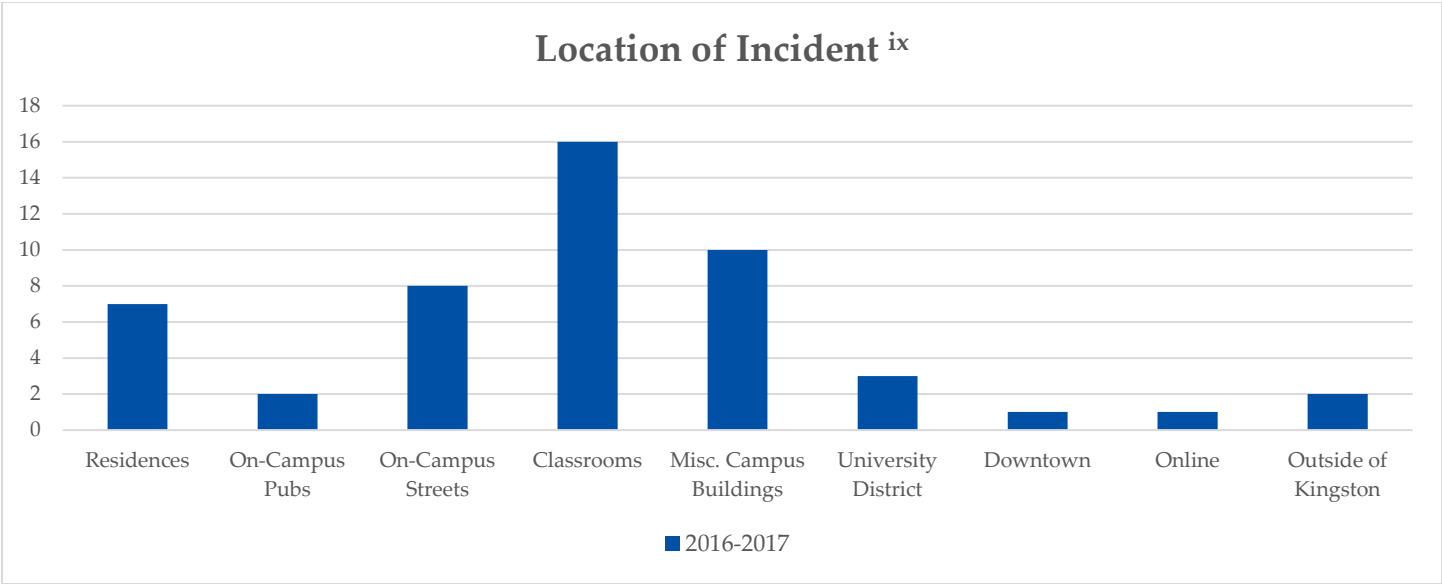
Complainants - % Breakdown by Year



	2011-2012	2012-2013	2013-2014	2014-2015	2015-2016	2016-2017
Other (incl. Police)	0%	0%	1%	1%	0%	6%
Judicial Affairs Office	7%	6%	18%	9%	8%	0%
Community	1%	2%	3%	1%	0%	0%
Student	0%	0%	8%	4%	8%	2%
Hospitality Services	7%	10%	3%	0%	0%	0%
Residence	32%	17%	6%	3%	23%	10%
Student Constables	17%	20%	21%	13%	15%	16%
Campus Security	34%	44%	40%	58%	49%	70%

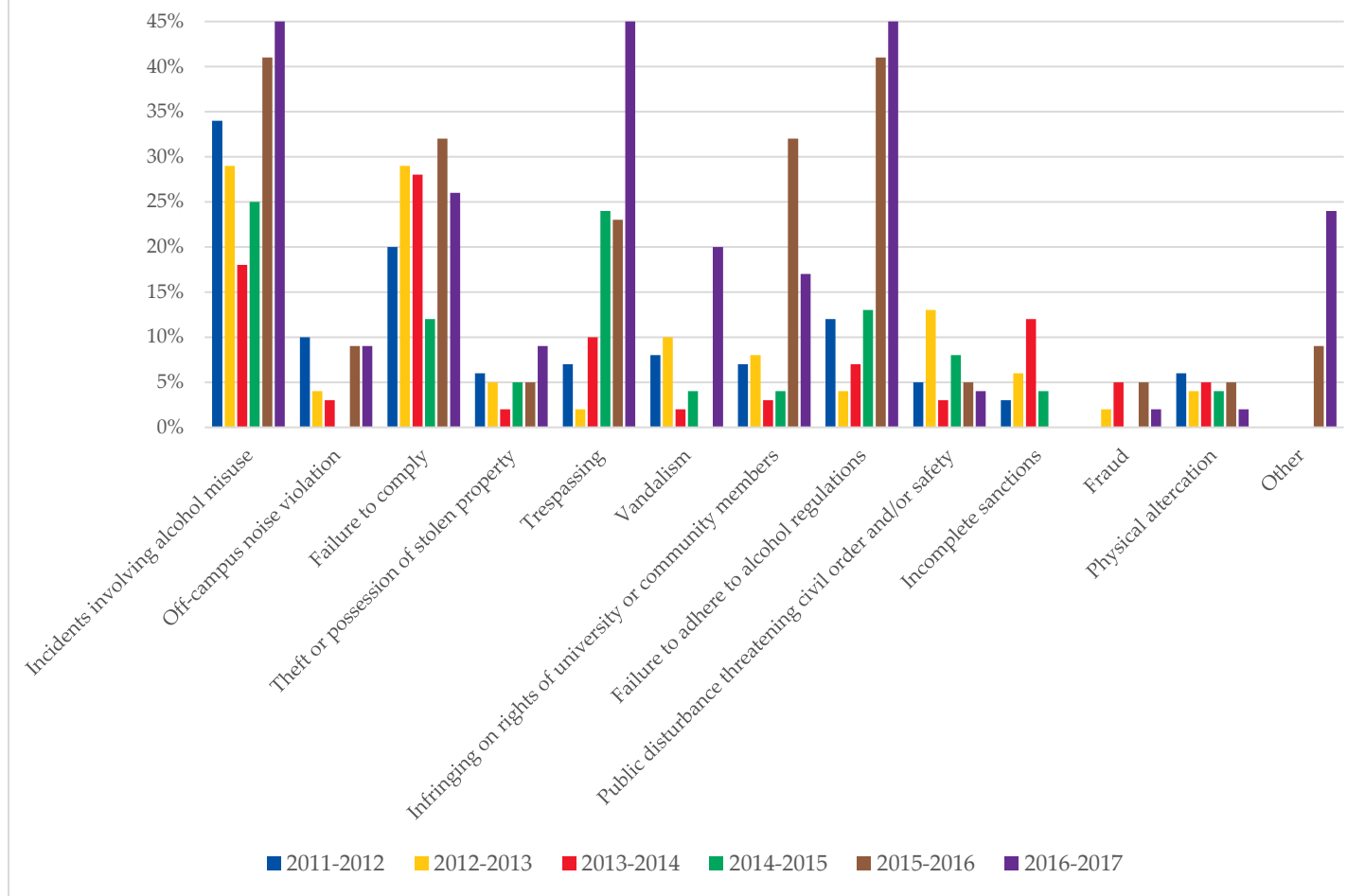
Case Breakdown by Level of Severity





^{ix} "Miscellaneous Campus Buildings" includes rooftops, Grant Hall, the JDUC, Richardson Stadium, Tindall Field Garage, etc.

Case Breakdown by Nature of Incident ^x



	2011-2012	2012-2013	2013-2014	2014-2015	2015-2016	2016-2017
Incidents involving alcohol misuse	34%	29%	18%	25%	41%	59%
Off-campus noise violation	10%	4%	3%	0%	9%	9%
Failure to comply	20%	29%	28%	12%	32%	26%
Theft or possession of stolen property	6%	5%	2%	5%	5%	9%
Trespassing	7%	2%	10%	24%	23%	54%
Vandalism	8%	10%	2%	4%	0%	20%
Infinging on the rights of university or community members	7%	8%	3%	4%	32%	17%
Failure to adhere to alcohol regulations	12%	4%	7%	13%	41%	46%
Unlawful public disturbance threatening civil order and/or safety	5%	13%	3%	8%	5%	4%
Incomplete sanctions	3%	6%	12%	4%	0%	0%
Fraud	0%	2%	5%	0%	5%	2%
Physical altercation	6%	4%	5%	4%	5%	2%
Other	0%	0%	0%	0%	9%	24%

^x Represents number of cases involving the described violation as a percentage of the total cases with sanctions (i.e. dropped cases and active cases are excluded, as it would be improper to speculate). Some cases may fall under more than one category; as such, percentages do not necessarily add to 100%. "Other" violations include perjury, hazing, abuse of power, or other uncommon violations of the Code of Conduct or AMS Policy. In 2016-2017, this consisted of: ResRule Violations (2), Sexual Violence (1), Abuse of Power (1), Aiding in Commission of an Offence (1), Threatening Behaviour (1), Disruption or Interference (1), and Violation of a Behavioural Contract (1). In 2015-2016, this consisted of two cases of smoking inside a campus building.